





Pinked, Straight Stich, Zig Zag


Pinked:Medium to Heavy Weight Fabrics. Straight seams only, not curved or diagonal. This will be on the bias and will not ravel.



Sew Seam, press. Cut both layers at once. Shears must be sharp. Long and slow cuts, not short or snipping.



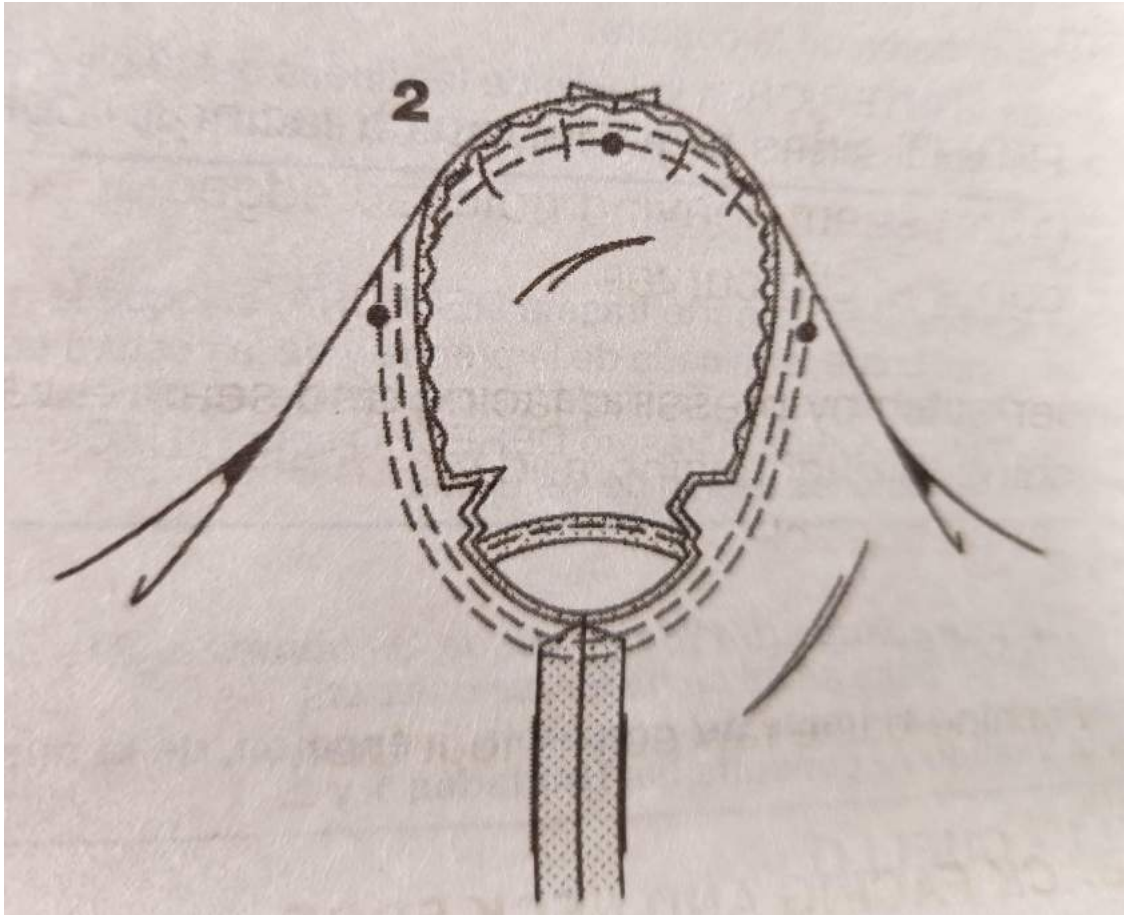
Straight Stitch



Straight stitch. The Easiest, cottons, loosely woven, Short stitch. 2.0,
1/8" from edge. Move needle to the right, use presser foot as a guide.
ASG Video available



Sleeve Finish-Straight stitch, stitch at 5/8, stitch again 1/8 inch from stitching trim???



Zig Zag: Great for Beginners



Zig Zag: Wide 5, length 1.4. May have to adjust tension.



Overlock foot- line up with fabric edge,
smoother look, on the left!



On to more complex seam finishes.
The basic ones may not win any ribbons at the state fair, but they will work and prevent fraying!